


























































































Semana Nautica 4th of July Run

Overall Results

Plac	Name	Bib	Tea	Age	Gender	AG	AG	City	Pace	ChipTi	GunTi
5K											
1.	Kristian Howell	684		43	M	Male 40-49	1		6:52	21:21	21:22
2.	Zach Schock	576		37	M	Male 30-39	1		6:53	21:26	21:27
3.	Justin Whittet	592		38	M	Male 30-39	2		7:01	21:49	21:51
4.	Jason Smith	248		44	M	Male 40-49	2		7:19	22:47	22:48
5.	Robert Prez	698		36	M	Male 30-39	3		7:34	23:33	23:33
6.	Kyle Visin	694		40	M	Male 40-49	3		7:41	23:53	23:53
7.	Amy Alzina	503		46	F	Female 40-49	1		7:44	24:05	24:06
8.	Aiden Williams	235		26	M	Male 19-29	1		7:51	24:26	24:28
9.	Helen Payne	559		26	F	Female 19 -29	1		7:53	24:31	24:31
10.	Stephen Searer	578		39	M	Male 30-39	4		7:56	24:40	24:40
11.	Preston Ryan	571		34	M	Male 30-39	5		8:02	24:59	24:59
12.	Oscar Williams	594		12	M	Male 11-12	1		8:02	24:59	24:59
13.	Michelle McToldridge	230		48	F	Female 40-49	2		8:04	25:06	25:07
14.	Ryan Davis	202		43	M	Male 40-49	4		8:07	25:14	25:25
15.	Fausto Ramirez	567		36	M	Male 30-39	6		8:12	25:29	25:31
16.	Garett Shoffeitt	579		23	M	Male 19-29	2		8:12	25:31	25:31
17.	Omar Saleh	573		48	M	Male 40-49	5		8:13	25:34	25:34
18.	Kai Plascencia-Ibarra	563		12	M	Male 11-12	2		8:15	25:41	25:43
19.	Robbie Fitzgibbons	523		10	M	Male 9-10	1		8:17	25:47	25:48
20.	Geoffrey Gray	527		44	M	Male 40-49	6		8:21	25:57	25:57
21.	Lynn Fitzgibbons	522		45	F	Female 40-49	3		8:24	26:09	26:09
22.	Martin Tanner	291		56	M	Male 50-59	1		8:28	26:20	26:25
23.	Ian Armstrong	247		43	M	Male 40-49	7		8:32	26:32	26:37
24.	Martin Pattison	557		58	M	Male 50-59	2		8:35	26:43	26:43
25.	Jeff DeVine	517		54	M	Male 50-59	3		8:39	26:53	26:53
26.	Michael Desmond	516		54	M	Male 50-59	4		8:40	26:59	26:59
27.	Sam Marks	545		23	M	Male 19-29	3		8:50	27:29	27:29
28.	Kimberly Hazard	533		59	F	Female 50-59	1		8:53	27:37	27:38
29.	Zachary Caipang	511		24	M	Male 19-29	4		8:53	27:39	27:54
30.	Gregory O'Coynce	555		46	M	Male 40-49	8		8:54	27:41	27:51
31.	Gregorio Perez	561		66	M	Male 60+	1		8:57	27:51	27:52
32.	Hannah Terry	305		27	F	Female 19 -29	2		8:58	27:54	27:54
33.	Lance Connor	515		58	M	Male 50-59	5		8:59	27:57	28:04
34.	Jillian Turner	589		34	F	Female 30-39	1		9:00	28:00	28:00
35.	Talon McToldridge	203		10	M	Male 9-10	2		9:02	28:05	28:16
36.	Seth Kaplan	317		43	M	Male 40-49	9		9:06	28:19	28:27
37.	Kimberly Bates	505		42	F	Female 40-49	4		9:20	29:01	29:01
38.	Amy Jamieson	537		52	F	Female 50-59	2		9:20	29:01	29:02
39.	Scott Higgins	234		52	M	Male 50-59	6		9:23	29:11	29:11
40.	Cecil Baumgartner	506		67	M	Male 60+	2		9:27	29:24	29:35
41.	Scott Terry	586		29	M	Male 19-29	5		9:49	30:32	30:32
42.	William Terry	587		31	M	Male 30-39	7		9:49	30:32	30:32
43.	Jason Vogt	318		51	M	Male 50-59	7		9:53	30:43	30:57
44.	Jenny Schultz	577		42	F	Female 40-49	5		9:57	30:57	31:07
45.	Teddy McToldridge	223		51	M	Male 50-59	8		10:01	31:08	31:19






















Semana Nautica 4th of July Run

Overall Results






















Plac	Name	Bib	Tea	Age	Gender	AG	AG	City	Pace	ChipTi	GunTi
46.	Diego Ramirez	566		20	M	Male 19-29	6		10:02	31:12	31:13
47.	Lincoln Williams	593		14	M	Male 13-14	1		10:04	31:20	31:20
48.	Natalie Teaze	585		26	F	Female 19 -29	3		10:08	31:32	31:42
49.	Larry Miller Jr	551		67	M	Male 60+	3		10:09	31:34	31:43
50.	Emily Latour	543		41	F	Female 40-49	6		10:11	31:40	31:46
51.	Andrew Tanner	300		14	M	Male 13-14	2		10:12	31:44	31:51
52.	Paul Merkelo	700		55	M	Male 50-59	9		10:14	31:49	31:54
53.	Natira Tarka	206		46	F	Female 40-49	7		10:19	32:06	32:06
54.	Christopher Guillen	532		33	M	Male 30-39	8		10:26	32:27	32:41
55.	Nick O'Bryen	554		34	M	Male 30-39	9		10:27	32:29	32:43
56.	Chrissy Faulding	521		35	F	Female 30-39	2		10:30	32:38	32:51
57.	Ashlee Mayfield	546		45	F	Female 40-49	8		10:40	33:12	33:24
58.	John Mayfield	547		16	M	Male 15-16	1		10:41	33:12	33:24
59.	Mike Dungan	518		70	M	Male 60+	4		10:42	33:16	33:22
60.	Joe Bunting	508		37	M	Male 30-39	10		10:44	33:22	33:35
61.	Mark Molavi	553		52	M	Male 50-59	10		10:50	33:41	33:54
62.	Gae Triplett	588		60	F	Female 60+	1		10:51	33:43	33:43
63.	Ian McMurtry	549		14	M	Male 13-14	3		10:54	33:54	34:12
64.	Denise Sordyl	584		47	F	Female 40-49	9		10:55	33:56	34:02
65.	Renee Paul	558		30	F	Female 30-39	3		11:04	34:26	34:37
66.	Ashley Vega	590		33	F	Female 30-39	4		11:04	34:26	34:37
67.	Amy Steward	261		36	F	Female 30-39	5		11:05	34:27	34:34
68.	Kevin Young	595		66	M	Male 60+	5		11:13	34:54	35:00
69.	Laura Serrano	699		34	F	Female 30-39	6		11:23	35:25	35:36
70.	Kelly Ward	591		42	F	Female 40-49	10		11:27	35:36	35:45
71.	Ian Melonuk	550		40	M	Male 40-49	10		11:37	36:06	36:21
72.	Berlin Galvan	525		30	F	Female 30-39	7		11:42	36:23	36:40
73.	Andrea Slade	580		48	F	Female 40-49	11		11:43	36:26	36:36
74.	Paul Salmonsens	575		61	M	Male 60+	6		11:47	36:39	36:48
75.	Zoe Hessler	534		27	F	Female 19 -29	4		11:48	36:43	37:00
76.	Tyler Rogers	569		30	M	Male 30-39	11		11:58	37:13	37:26
77.	Marshall Ramsey	568		48	M	Male 40-49	11		11:59	37:16	37:43
78.	Sarah Slezak	581		32	F	Female 30-39	8		12:02	37:26	37:35
79.	Jennifer Smith	582		42	F	Female 40-49	12		12:18	38:15	38:33
80.	Dairine Pearson	560		61	F	Female 60+	2		12:19	38:19	38:34
81.	Terry Smith	583		61	M	Male 60+	7		12:25	38:36	38:52
82.	Jack Green	529		8	M	Male 8 & Under	1		12:26	38:41	38:56
83.	Sue Francis	524		70	F	Female 60+	3		12:27	38:43	38:53
84.	Andrea Esquivel	520		34	F	Female 30-39	9		12:31	38:55	39:06
85.	Vanessa Puig-Williams	565		43	F	Female 40-49	13		12:31	38:57	39:08
86.	Kelly Knowles	692		56	F	Female 50-59	3		12:33	39:02	39:18
87.	ben olivo	556		44	M	Male 40-49	12		12:43	39:32	39:39
88.	Jon Aasted	501		59	M	Male 50-59	11		12:54	40:07	40:18
89.	Lee Carter	695		65	M	Male 60+	8		13:02	40:32	40:47
90.	LaRisa Chambers	512		50	F	Female 50-59	4		13:06	40:44	40:53
91.	Chatkamonwan Knispel	540		39	F	Female 30-39	10		13:11	41:01	41:18
92.	Kelsey Leonard Moore	544		32	F	Female 30-39	11		13:58	43:25	43:45

Semana Nautica 4th of July Run

Overall Results

Plac	Name	Bib	Tea	Age	Gender	AG	AG	City	Pace	ChipTi	GunTi
93.	Cori Amendt	504		38	F	Female 30-39	12		14:29	45:02	45:15
94.	Tyler Postle	564		27	M	Male 19-29	7		14:32	45:10	45:17
95.	Nikki McAfee	548		27	F	Female 19 -29	5		14:32	45:10	45:18
96.	Bill Burton	509		45	M	Male 40-49	13		14:39	45:33	45:43
97.	Doreen Salmonsén	574		63	F	Female 60+	4		14:51	46:10	46:23
98.	Ramon Acevedo	502		44	M	Male 40-49	14		15:09	47:06	47:19
99.	Luke Green	531		8	M	Male 8 & Under	2		15:21	47:42	47:59
100.	Logan Green	530		39	M	Male 30-39	12		15:21	47:44	48:00
101.	Laura Egelhoff	519		35	F	Female 30-39	13		15:55	49:30	49:42
102.	Liz Bush	510		55	F	Female 50-59	5		16:00	49:44	50:07
103.	Annarose Mitchell	552		34	F	Female 30-39	14		17:04	53:02	53:22
104.	Conner Cottin	696		29	M	Male 19-29	8		17:06	53:09	53:28
105.	Sierra Cottin	697		33	F	Female 30-39	15		17:08	53:15	53:34
106.	Kortney Keshri	539		39	F	Female 30-39	16		17:51	55:29	55:38
107.	Helen Roberts	241		71	F	Female 60+	5		18:12	56:35	56:58
108.	Christopher Jamison	538		53	M	Male 50-59	12		18:27	57:21	57:38
109.	Yossawaj	541		41	M	Male 40-49	15		18:39	57:59	58:18
110.	Sart Saisut	572		35	M	Male 30-39	13		18:39	57:59	58:18
111.	Mary Jane Pilson	562		51	F	Female 50-59	6		18:40	58:03	58:20
112.	Rungsina Buapim	507		42	F	Female 40-49	14		18:41	58:04	58:20
113.	Jessica de L'Arbre	284		38	F	Female 30-39	17		19:50	1:01:39	1:01:39

Kids 1.25 Miler

1.	Robbie Fitzgibbons	602		10	M	Male 9-10	1		6:36	08:55	08:55
2.	Breyden Habich	604		9	M	Male 9-10	2		6:49	09:12	09:12
3.	Liam Geraghty	603		8	M	Male 8 & Under	1		7:16	09:49	09:49
4.	Connor Lindsay	606		12	M	Male 11-12	1		7:24	10:00	10:00
5.	Sloan Visin	693		8	F	Female 8 & Under	1		8:02	10:51	10:51
6.	Rory Wallace	609		5	M	Male 8 & Under	2		8:31	11:30	11:31
7.	Leo Connor	599		9	M	Male 9-10	3		8:34	11:34	11:34
8.	Sebastian Rice	690		8	M	Male 8 & Under	3		9:10	12:23	12:23
9.	Mia Tarka	222		9	F	Female 9-10	1		9:11	12:24	12:24
10.	Banks Howell	605		8	M	Male 8 & Under	4		9:13	12:27	12:27
11.	Madelyn Rice	688		11	F	Female 11-12	1		9:21	12:37	12:37
12.	Landon Rice	689		6	M	Male 8 & Under	5		10:08	13:41	13:41
13.	Remy Bunting	598		8	M	Male 8 & Under	6		10:30	14:11	14:12
14.	Thiago Delgadillo	600		11	M	Male 11-12	2		10:39	14:23	14:23
15.	Luke Fioresi	601		6	M	Male 8 & Under	7		10:48	14:35	14:36
16.	Grace Lindsay	607		11	F	Female 11-12	2		10:48	14:35	14:36
17.	Marston Bunting	597		10	M	Male 9-10	4		11:02	14:54	14:56
18.	Blair Wallace	608		3	M	Male 8 & Under	8		11:03	14:56	14:57
19.	Vide Riddlebowgh	687		6	M	Male 8 & Under	9		12:02	16:15	16:16
20.	Ava Tarka	218		7	F	Female 8 & Under	2		13:57	18:50	18:55
21.	Margaret Bates	596		5	F	Female 8 & Under	3		14:12	19:11	19:11

Number of records: 134